

OPERATION MANUAL

MODEL: WF-0322 AUTOMATIC AEROSOL DISPENSER W/LCD DISPLAY

● OPERATION PANEL

CHECK :FUNCTIONS KEY

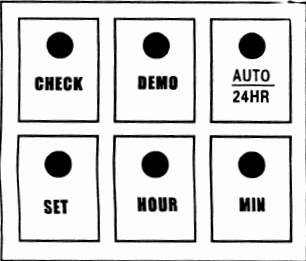
DEMO :DEMO TEST KEY

AUTO 24HR :AUTO/24HOURS MODE KEY

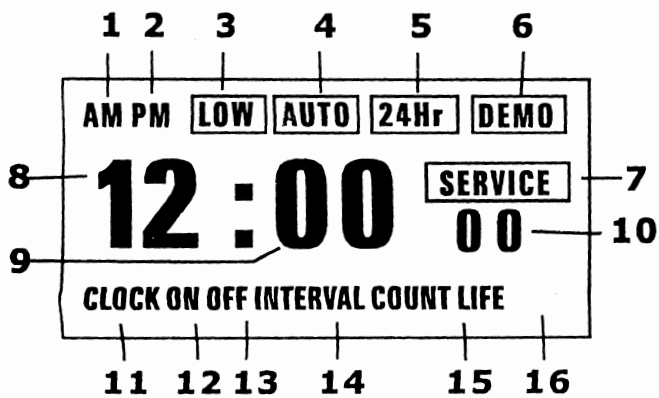
SET :TIME-SET KEY

HOUR :TIME OPERATION "HOUR"/"COUNT" SET KEY

MIN :TIME OPERATION "MINUTE" SET KEY



● L.C.D.PANEL



1. AM PM 2. LOW 3. AUTO 4. 24Hr 5. DEMO

8. 12:00 7. SERVICE 10. 00

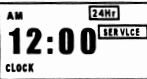
9. CLOCK ON OFF INTERVAL COUNT LIFE

11. 12 12. 13 14. 14 15. 15 16. 16

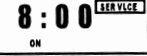

- | | |
|----------------------|----------------------------------|
| 1. AM | 9. MINUTE |
| 2. PM | 10. SECOND |
| 3. BATTERY CHANGE | 11. CLOCK |
| 4. AUTO OPERATION | 12. TIME OPERATION "ON" MODE |
| 5. 24HOURS OPERATION | 13. TIME OPERATION "OFF" MODE |
| 6. DEMO TEST | 14. SPRAY-TIME INTERVAL |
| 7. REFILL INDICATOR | 15. "COUNT" NUMBER OF SPRAY USED |
| 8. HOUR | 16. NUMBER OF SPRAY LIFE BEMIND |

● FUNCTIONS SETTING

A. LOCAL TIME SETTING


- PRESS **SET** -L.C.D.DISPLAYS "CLOCK"
 - PRESS **HOUR** -INPUT PRESENT HOUR
 - PRESS **MIN** -INPUT PRESENT MINUTE
- 

B. "ON" TIME OPERATION SETTING

- PRESS **SET** -L.C.D.DISPLAYS "ON"
 - PRESS **HOUR** -DESIRED STARTING OPERATING HOUR
 - PRESS **MIN** -DESIRED STARTING OPERATING MINUTE
 - PRESS **SET** -L.C.D.DISPLAYS "OFF"
- 
- 

- PRESS **HOUR** -DESIRED STOPPING OPERATING HOUR
- PRESS **MIN** -DESIRED STOPPING OPERATING MINUTE

C. SPRAY-TIME INTERVAL SETTING

- PRESS **SET** -L.C.D.DISPLAYS "INTERVAL"
 - PRESS **HOUR** OR **MIN** -DESIRED SPRAY-TIME INTERVAL
- REMARKS: SETTING RANGE FROM. 1-99 MINUTES; INITIAL SETTING IS 15 MINUTES.
- 

D. REFILL INDICATOR SETTING

- PRESS **SET** -L.C.D.DISPLAYS "COUNT"
- PRESS **HOUR** OR **MIN** -DESIRED COUNT NUMBER OF SPRAY

REMARKS 1:
SETTING COUNT RANGE FROM 10 9990, INITIAL SETTING IS 0;
IF NO SETTING, DISPENSER WILL WORK CONTINUOUSLY AND L.C.D.DISPLAYS **SERVICE**, IF COUNT NUMBER IS SET, L.C.D. WILL NOT DISPLAY **SERVICE**

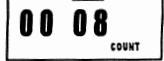
REMARKS 2:
WHEN THE NUMBER OF SPRAY USED REACH THE SETTING NUMBER, L.C.D. FLASHES **SERVICE** AND A SOUND IS HEARD FOR ONE MINUTE TO REMIND YOU TO REFILL THE AEROSOL CAN.

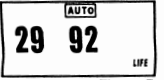
E. AUTO/24 HOURS MODE

- PRESS **AUTO 24HR** -DISPENSER FUNCTIONS ACCORDING TO SWITCH SELECTED
- PRESS **AUTO 24HR** -DISPENSER WORKS CONTINUOUSLY WHEN SWITCH IS "ON"



● FUNCTIONS CHECK

- PRESS **CHECK** -L.C.D. DISPLAYS "COUNT" & NUMBERED, INDICATE THE NUMBER OF SPRAYS USED
- REMARKS: WHEN THE NUMBER OF SPRAY USED REACH THE SETTING NUMBER, THE INDICATOR BECOMES 0000, IT IS NECESSARY TO RESET AGAIN.
- 

- RE-PRESS **CHECK** -L.C.D. DISPLAYS "LIFE", & NUMBERED, INDICATE THE NUMBER OF DAYS DISPENSER USED
- 

● DEMO TEST

- PRESS **DEMO** -L.C.D. DISPLAYS "DEMO" DISPENSER FUNCTIONS EVERY 5 SECONDS FOR 3 SPRAYS
- 

REMARKS 1: IT CAN ONLY BE TESTED WHEN A "D" CELL ALKALINE BATTERY IS INSERTED.

REMARKS 2: DO NOT CONTACT HUMAN SKIN.

★ : FOR FUNCTION SETTING. THE L.C.D. DISPLAY WILL RESUME TONORMAL DISPLAY IN 5 SECONDS.